



**Tank Mounted Box with
Premium Control
Configuration and Ordering Form**

| | | | |
|----------|--|--|---------------------------|
| CUSTOMER | | DATE | |
| ADDRESS | | QUANTITY | |
| CONTACT | | BOX POWER | 110-220 VAC 24 VAC 24 VDC |
| PHONE | | The standard build is 110VAC, includes the temperature sensor, mounting bracket and sensor cord grip. | |
| EMAIL | | | |

| | | | | |
|--------------------------|----------|-----------------------|------------------------------------|--------------------------|
| TYPE OF VALVE TO CONTROL | SOLENOID | CONTROLTEC BALL VALVE | power open, power close BALL VALVE | SPRING RETURN BALL VALVE |
| | | | | |

BOX CONFIGURATION – select option 1, 2 or 3
Holes pre-cut Hole diameters = M20

QUICK SET BUTTON Option



1. Customer to provide own conduit or cord grips
2. ControlTec provides one 2 hole grip for sensor & valve
3. ControlTec to supply both power & 2 hole grips









Pre-program up to 4 setpoints into control and change between them with each press of the button. Quick and convenient!

check box to select Quick Set Button

Standard Equipment

OPTIONS

| | | | | | |
|---|--|--|--|---|--|
|  <p>Quick Clamp Mtg. Bracket</p> <p>Check Box to DELETE bracket</p> |  <p>Sensor Thermowell cord grip 1/2" NPT</p> <p>Check Box to DELETE Grip</p> |  <p>Power Cord (pre-wired to box) 15 ft (4.5m) 20 ft (6m)</p> <p>Check box to include pwr cord</p> |  <p>Ball Valve 15 ft. (4.3m) cord wired on site to box</p> <p>3/4" 1"</p> |  <p>Ball Valve w/ extension for high moisture environments</p> <p>3/4" 1"</p> |  <p>Solenooid Valve 10 ft. (3m) cable prewired to box</p> <p>3/4" 1"</p> |
|---|--|--|--|---|--|

Please use the space below to indicate anything special needed for this build: